



CGS-CIMB CFD

Mobile Platform Guide



Information in this document is deemed accurate at the time of publishing. However, the information and features elaborated in this user guide is subject to change without prior notice. No part of this document may be reproduced or transmitted in any form or by any means, electronic or mechanical, for any purpose, without the express written permission of CGS-CIMB Securities Singapore Pte. Ltd. The company may have patents or pending patent applications, trademarks, copyrights, or other intellectual property rights covering subject matter in this document. The furnishing of this document does not give you the license to these patents, trademarks, copyrights, or other intellectual property.

CONTENTS

- A. Getting Started
- B. Functions of the App
 - i. Watchlist
 - ii. Activity
 - iii. Search
 - iv. News
 - v. More
- C. Building the Watchlist
- D. Placing an Order
- E. Placing a Contingent Order
- F. Amend/Delete an Order


Our Contact

CFD Hotline : +65 6210 8882
Toll Free Line : 1800 6227 272 (Singapore toll free 24hr)
1800 882 261 (Malaysia toll free 24hr)
CFD Dealing : +65 6232 5671 / +65 6210 8472
Email : sg.cfdquery@cgs-cimb.com
Website : <https://cfd.cgs-cimb.com.sg/>

A. GETTING STARTED

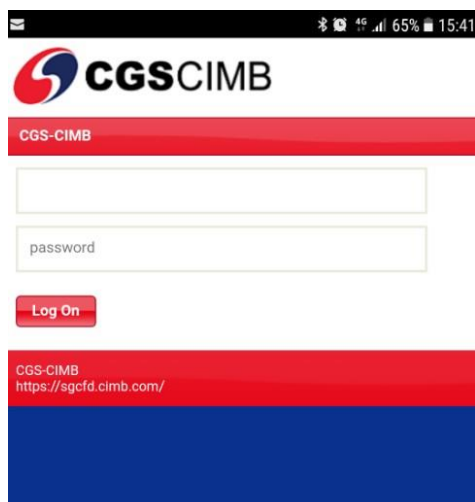
Step 1

Download the CGS-CIMB CFD mobile app onto your Apple or Android device. Search for “**CGSCIMB CFD**” from the Apple App Store or Google Play Store.



Step 2

Log in to the app using the same CGS-CIMB CFD **User Name** and **Password** and click 'log on' to get started. **Please note:** You will only be able to log in to either CFD Trader on your computer or Apple/Android mobile device, but not both at the same time.



B. FUNCTIONS OF THE APP

After you have logged in to the app, your Watchlist loads as the home screen. A description of each function of the app is detailed below:



Code	Last	Mov
D05 sgx@sgx DBS	29.82	+0.1% +0.03
O39 sgx@sgx OCBC Bank	13.71	+0.15% +0.02
Z74 sgx@sgx SingTel	3.44	+1.18% +0.04
S07 sgx@sgx Shangri-La HKD	14.96	+0.67% +0.1
U11 sgx@sgx UOB	29.42	-1.44% -0.43
J36 sgx@sgx JMH USD	61.49	-0.03% -0.02
J37 sgx@sgx JSH USD	37.99	-0.37% -0.14
Y92 sgx@sgx ThaiBev	0.855	+1.18% +0.01
F34 sgx@sgx Wilmar Intl	3.23	0% 0
Q0F sgx@sgx IHH	2.04	0% 0
H78 sgx@sgx HongkongLand USD	7.12	+0.28% +0.02
C31 sgx@sgx Capitaland	3.75	0% 0
G07 sgx@sgx Great Eastern	30.9	-0.32% -0.1
BN4 sgx@sgx Keppel Corp	8.06	-0.25% -0.02
G13 sgx@sgx Genting Sing	1.18	+0.85% +0.01
C07 sgx@sgx	34.07	+0.21%

Market Data provided by IRESS

Watchlist Activity Search News More

Watchlist

Build your own Watchlist and monitor stocks you are interested in.

Activity

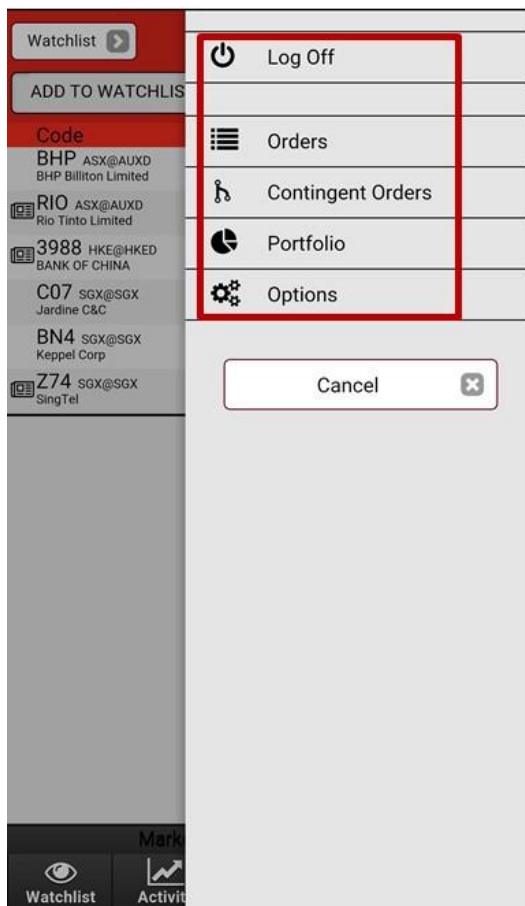
A summary of the top stocks in a specified market category for the current day. Information can be displayed by volume, value, or by percentage movement upwards or downwards.

Search

Search for any security ticker code based on the security name or security type.

News

Access live company reports and general world news.



Select **More** to bring out more functions:

- **Log Off** : Log out from system
- **Orders**: Check the order status of all your orders
- **Contingent Orders**: Place contingent orders here (Detailed steps are covered in part E (Page 9) of this guide)
- **Portfolio**: Check on your holdings and account summary
- **Options**: Change your settings

C. BUILDING THE WATCHLIST

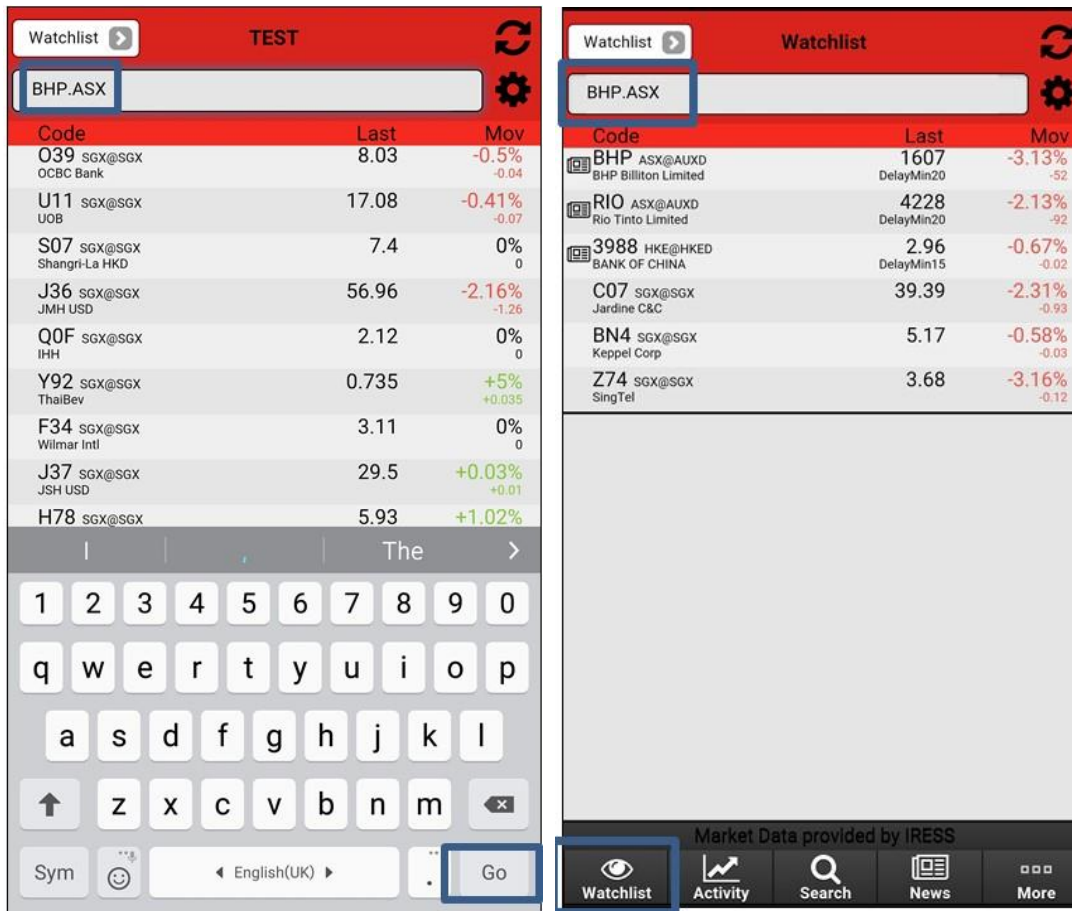
Step 1

Click on 'Watchlist' from the main toolbar.

Step 2

Click on the search bar, key in the **stock ticker code** and click 'Go' to insert the stock into the Watchlist.

Tip: If you are unsure about the stock's ticker code, use the 'Search' function from the main toolbar and search for the ticker code using the security name or security type.



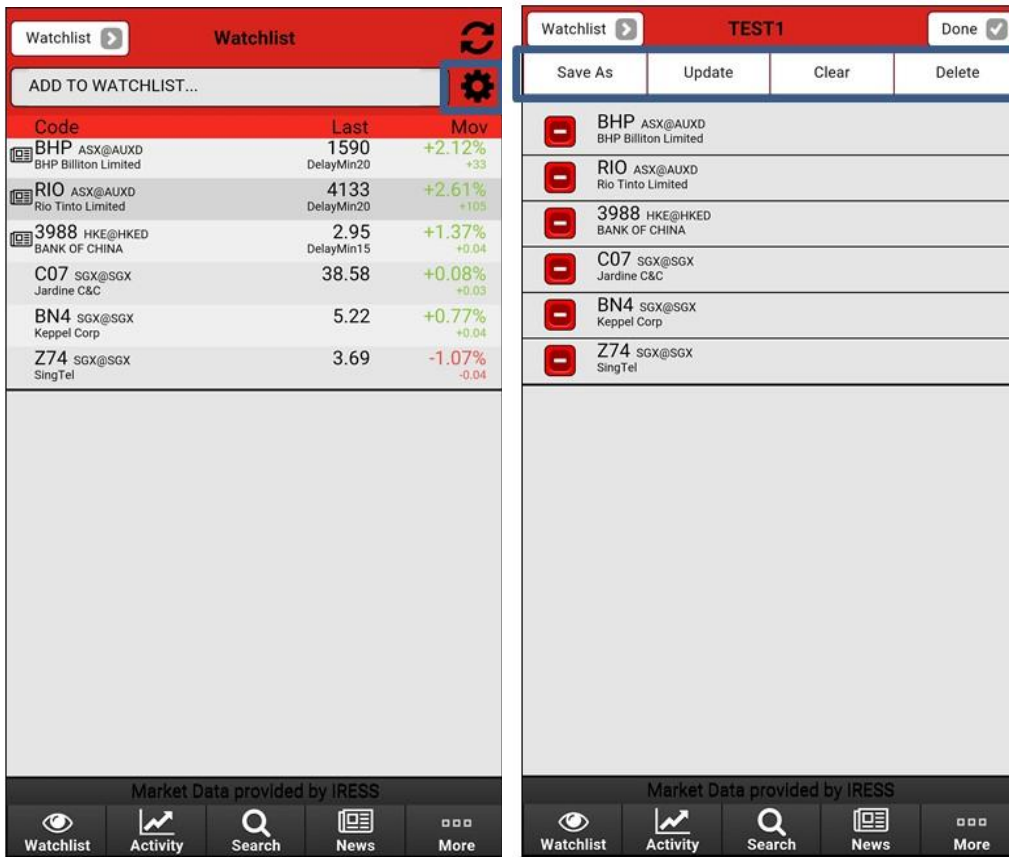
The image displays two screenshots of a mobile application interface for managing a watchlist. Both screenshots show a red header bar with a 'Watchlist' button and a refresh icon. The left screenshot is titled 'TEST' and shows a search bar with 'BHP.ASX' entered. Below the search bar is a table of stocks in the watchlist. The right screenshot is titled 'Watchlist' and shows the same search bar with 'BHP.ASX' entered, but the table below it is empty. At the bottom of the right screenshot, the 'Go' button in the bottom navigation bar is highlighted.

Code	Last	Mov
O39 SGX@SGX OCBC Bank	8.03	-0.5% -0.04
U11 SGX@SGX UOB	17.08	-0.41% -0.07
S07 SGX@SGX Shangri-La HKD	7.4	0% 0
J36 SGX@SGX JMH USD	56.96	-2.16% -1.26
Q0F SGX@SGX IHH	2.12	0% 0
Y92 SGX@SGX ThaiBev	0.735	+5% +0.035
F34 SGX@SGX Wilmar Intl	3.11	0% 0
J37 SGX@SGX JSH USD	29.5	+0.03% +0.01
H78 SGX@SGX	5.93	+1.02%

Code	Last	Mov
BHP ASX@AUXD BHP Billiton Limited	1607	-3.13% -52
RIO ASX@AUXD Rio Tinto Limited	4228	-2.13% -92
3988 HKE@HKED BANK OF CHINA	2.96	-0.67% -0.02
C07 SGX@SGX Jardine C&C	39.39	-2.31% -0.93
BN4 SGX@SGX Keppel Corp	5.17	-0.58% -0.03
Z74 SGX@SGX SingTel	3.68	-3.16% -0.12

Step 3

Click on the **settings** button to save the Watchlist or update/delete stocks from the Watchlist.



The image displays two screenshots of a mobile application's Watchlist feature. The left screenshot shows the 'Watchlist' screen with a settings gear icon highlighted. The right screenshot shows the 'TEST1' watchlist with a menu bar containing 'Save As', 'Update', 'Clear', and 'Delete' buttons.

Code	Last	Mov
BHP ASX@AUxD BHP Billiton Limited	1590 DelayMin20	+2.12% +33
RIO ASX@AUxD Rio Tinto Limited	4133 DelayMin20	+2.61% +105
3988 HKE@HKED BANK OF CHINA	2.95 DelayMin15	+1.37% +0.04
C07 SGX@SGX Jardine C&C	38.58	+0.08% +0.03
BN4 SGX@SGX Keppel Corp	5.22	+0.77% +0.04
Z74 SGX@SGX SingTel	3.69	-1.07% -0.04

D. PLACING AN ORDER

Step 1

Click on the **stock** from the Watchlist to bring out the order ticket.



Code	Last	Mov
BHP ASX@AUXD BHP Billiton Limited	1606 DelayMin20	-3.19% -53
RIO ASX@AUXD Rio Tinto Limited	4229 DelayMin20	-2.11% -91
3988 HKE@HKED BANK OF CHINA	2.98 DelayMin15	0% 0
C07 SGX@SGX Jardine C&C	39.4	-2.28% -0.92
BN4 SGX@SGX Keppel Corp	5.17	-0.58% -0.03
Z74 SGX@SGX SingTel	3.68	-3.16% -0.12

Market Data provided by IRESS

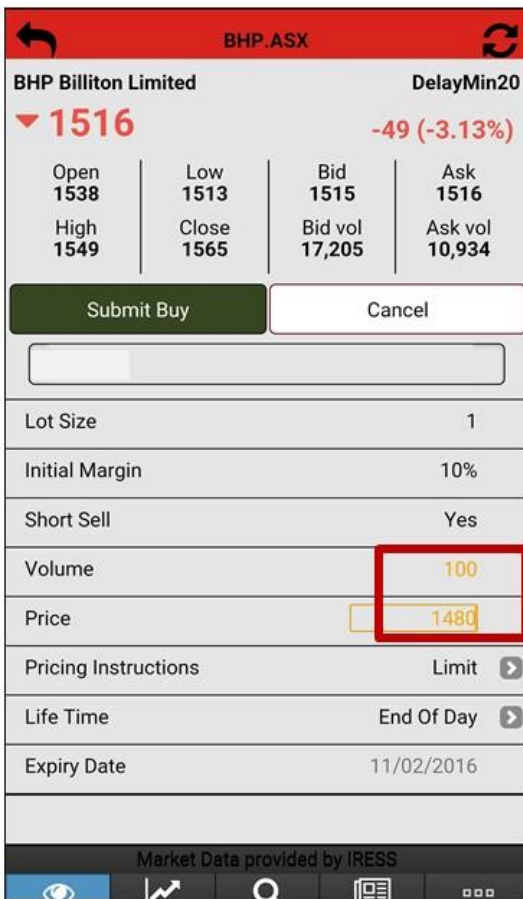
Watchlist Activity Search News More

Step 2

Key in the **Volume** and **Limit Price**.

Step 3

Click '**Submit Buy**' to confirm the order.



BHP.ASX

BHP Billiton Limited DelayMin20

1516 -49 (-3.13%)

Open 1538	Low 1513	Bid 1515	Ask 1516
High 1549	Close 1565	Bid vol 17,205	Ask vol 10,934

Submit Buy Cancel

Lot Size: 1

Initial Margin: 10%

Short Sell: Yes

Volume: 100

Price: 1480

Pricing Instructions: Limit

Life Time: End Of Day

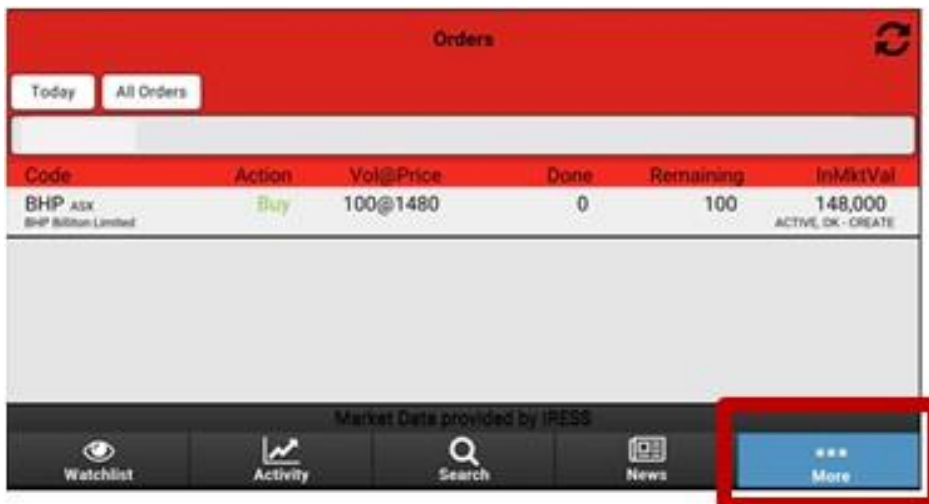
Expiry Date: 11/02/2016

Market Data provided by IRESS

Step 4

Check your order status from the Order Pad. To access the Order Pad, select **'More'** from the main toolbar and click on **'Orders'**.

Tip: Tilt your phone horizontally to view more columns in the Order Pad!



Orders

Today All Orders

Code	Action	Vol@Price	Done	Remaining	InMktVal
BHP ASX BHP Billiton Limited	Buy	100@1480	0	100	148,000 ACTIVE, CK - CREATE

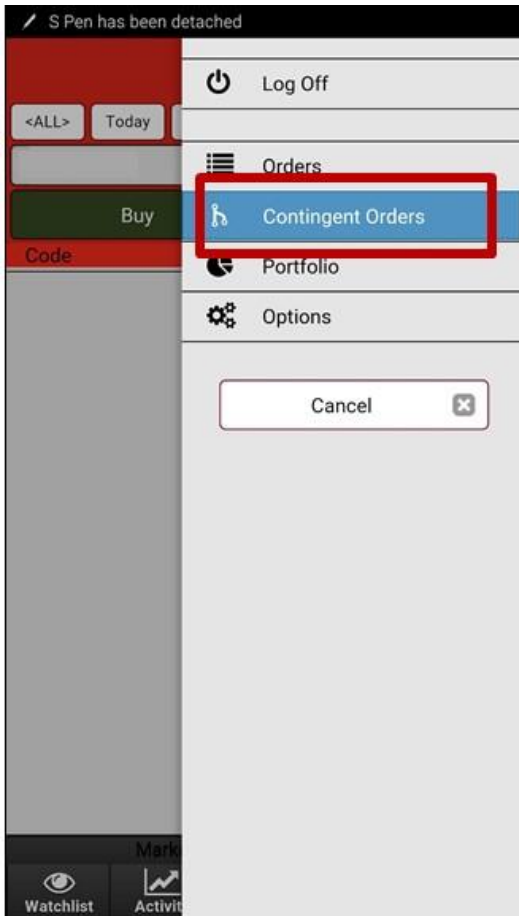
Market Data provided by IRESS

Watchlist Activity Search News More

E. PLACING A CONTINGENT ORDER

Step 1

Access the Contingent Order Pad by selecting '**More**' from the main toolbar and clicking on '**Contingent Orders**'.



Step 2

Click on 'Buy' or 'Sell' to place a contingent buy or sell order.



Key in the **Ticker Code**, **Contingency Trigger Price**, **Volume** and **Price (limit)** and click 'Submit Sell/Buy' to complete the order.

Step 3

←
BHP.ASX
↻

BHP Billiton Limited
DelayMin20

▼ 1524
-41 (-2.62%)

Open 1538	Low 1511	Bid 1522	Ask 1525
High 1549	Close 1565	Bid vol 600	Ask vol 1,485

Submit Sell

Cancel

Code	BHP <small>ASX</small> BHP Billiton Limited
Lot Size	1
Initial Margin	10%
Short Sell	Yes
Contingency Status	Create
Contingency Security	BHP ASX
Contingency Price Base	Last ▶
Contingency Condition	Greater ▶
Contingency Trigger Price	1550
Volume	100
Price	1522
Pricing Instructions	Limit ▶
Life Time	End Of Day ▶
Expiry Date	11/02/2016


Market Data provided by IRESS

👁 Watchlist
📈 Activity
🔍 Search
📰 News
☰ More

The submitted order will appear on the Contingent Order Pad. Check on your **Contingent Order Status** to ensure all details have been correctly keyed in. Contingent order will be **Good Till Cancelled (GTC)** until it gets triggered.

Step 4

Please note: Contingent orders placed through the app are only limited to FIXED CO. If you have placed OCO or IF DONE orders- via CGS-CIMB CFD Platform on your computer, they will not be reflected in your app's Contingent Order Pad.

Contingent Orders


<ALL>
Today
All Orders

Buy		Sell			
Code	Action	Vol@Price	Done	Remaining	InMktVal
BHP ASX BHP Billiton Limited	Sell	100@1550	0	100	0 <small>ACTIVE, OK - CREATE</small>

Market Data provided by IRESS

Watchlist
Activity
Search
News
More

F. AMEND/DELETE AN ORDER

Step 1

Go to the **Order Pad** or **Contingent Order Pad**, and click on the order/contingent order you want to amend/delete.

Orders					
Today		All Orders			
Code	Action	Vol@Price	Done	Remaining	InMktVal
BN4 <small>sgx</small> Keppel Corp	Buy	300@5.08	0	300	1,524 <small>ACTIVE, OK - CREATE</small>

Market Data provided by IRESS

[Watchlist](#)
[Activity](#)
[Search](#)
[News](#)
[More](#)

Contingent Orders					
<ALL>		Today			
Buy			Sell		
Code	Action	Vol@Price	Done	Remaining	InMktVal
5CN <small>sgx</small> Simwa	Buy	1000@0.19	0	1,000	0 <small>ACTIVE, OK - CREATE</small>

Market Data provided by IRESS

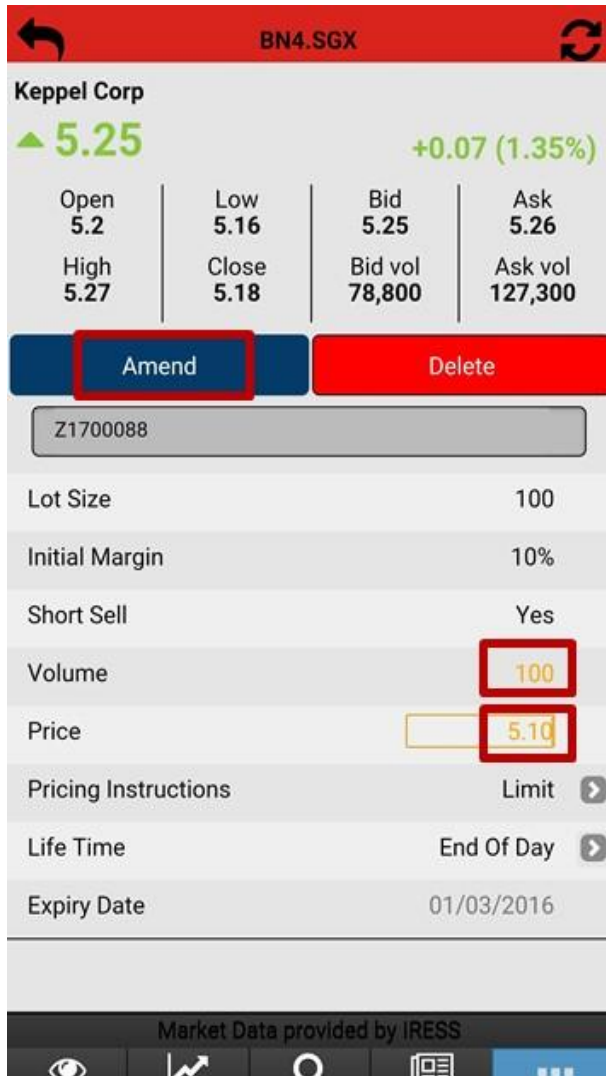
[Watchlist](#)
[Activity](#)
[Search](#)
[News](#)
[More](#)

Step 2

To delete the order/contingent order, click on **'Delete'** to complete the action.

To amend the order/contingent order, click the fields in orange to change the **Trigger Price** or **Volume** or **Price**. Click on **'Amend'** to complete the action.

Please note: Contingent Trigger Price is the level where the order gets triggered. Once triggered the predetermined order will go into the market.



BN4.SGX

Keppel Corp
▲ 5.25 +0.07 (1.35%)

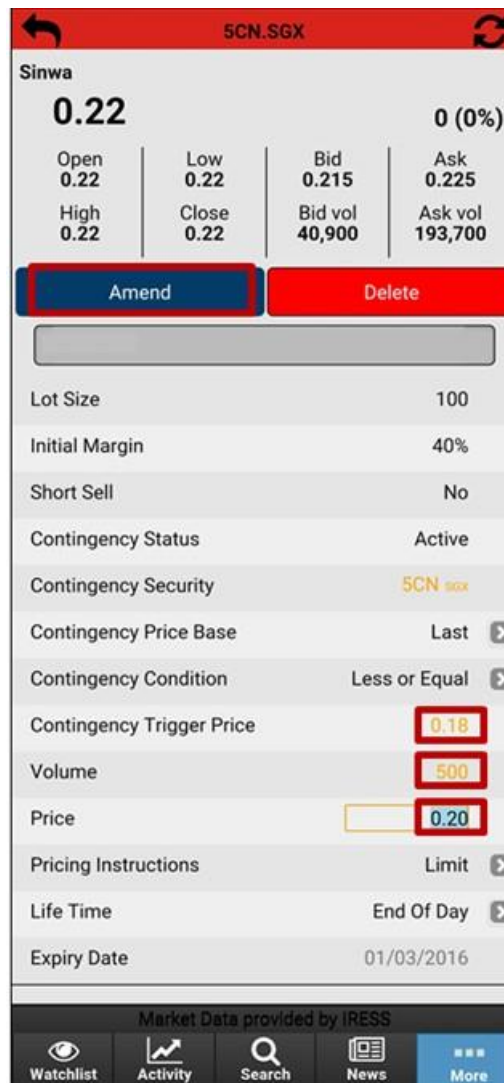
Open 5.2	Low 5.16	Bid 5.25	Ask 5.26
High 5.27	Close 5.18	Bid vol 78,800	Ask vol 127,300

Amend **Delete**

Z1700088

Lot Size	100
Initial Margin	10%
Short Sell	Yes
Volume	100
Price	5.10
Pricing Instructions	Limit
Life Time	End Of Day
Expiry Date	01/03/2016

Market Data provided by IRESS



5CN.SGX

Sinwa
0.22 0 (0%)

Open 0.22	Low 0.22	Bid 0.215	Ask 0.225
High 0.22	Close 0.22	Bid vol 40,900	Ask vol 193,700

Amend **Delete**

Lot Size	100
Initial Margin	40%
Short Sell	No
Contingency Status	Active
Contingency Security	5CN.SGX
Contingency Price Base	Last
Contingency Condition	Less or Equal
Contingency Trigger Price	0.18
Volume	500
Price	0.20
Pricing Instructions	Limit
Life Time	End Of Day
Expiry Date	01/03/2016

Market Data provided by IRESS

Watchlist Activity Search News More

Step 3

Check your **Order Pad** or **Contingent Order Pad** to confirm that your order/contingent order has been amended/deleted accordingly.

Orders ↻

Today All Orders

Code	Action	Vol@Price	Done	Remaining	InMktVal
BN4 <small>SGX</small> Keppel Corp	Buy	100@5.1	0	100	510 <small>ACTIVE, OK - AMEND</small>

Market Data provided by IRESS

Watchlist
Activity
Search
News
More

Contingent Orders ↻

<ALL> Today All Orders

Buy		Sell			
Code	Action	Vol@Price	Done	Remaining	InMktVal
5CN <small>SGX</small> Sinwa	Buy	500@0.2	0	500	0 <small>ACTIVE, OK - AMEND</small>

Market Data provided by IRESS

Watchlist
Activity
Search
News
More